

HS-660TS 6.5" 60W Pendant Speaker



Product Overview:

The HS-660TS is a 60W Pendant Speaker with exceptional sound quality and simple construction. Clean, with multiple power options, easy to install, etc., high-pitched speakers, not where the voice music reproduction effect, pure timbre, distinct levels. Airport application Halls, shopping malls, school classrooms, meeting rooms, restaurants, offices and other places.

Specification

Input Power	7.5W/15W/30W/60W/8Ω (100V) 3.8W/7.5W/15W/30W/60W/8Ω (70V)
Rated Impedance	1.33KΩ/666Ω/333Ω/166Ω/8Ω ±20% (100V) 1.33KΩ/666Ω/333Ω/166Ω/81Ω/8Ω ±20% (70V)
SPL	90±3dB (1M/1W)
Frequency Response	85Hz-17KHz±10%
Angle of coverage 1KHz(-6dB)	167°
Loudspeaker unit	Bass 6.5 " *1 + treble 1 " *1
Mounting hole size	M6 Expansion hook
Speaker Mounting Method	Hoisting
Connection Type	4P Connection Terminal
Materials	PP+Calcium
Size	Φ234*314mm
Weight	3.95KG/PC
Operating Temperature	-25°C to +55°C
Storage Temperature	-40°C to +70°C
Relative Humidity	≤95%

Characteristic

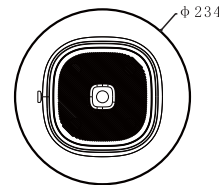
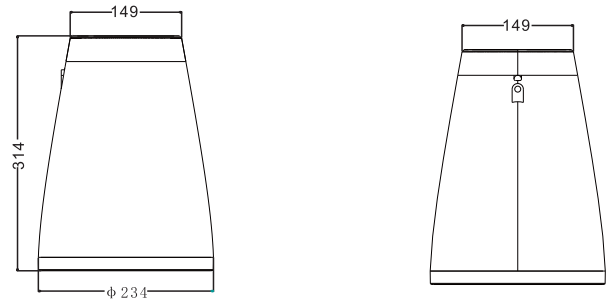
- Extraordinary speech and music reproduction effects
- High strength material housing
- Simple and convenient power Settings
- Easy to install, flexible assembly
- Meet CE standard

Installation and configuration

Install

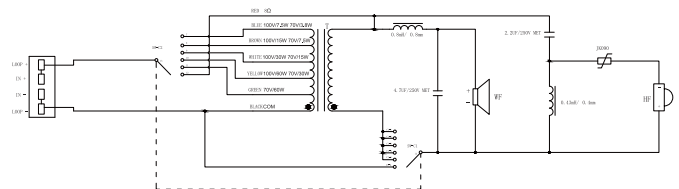
The speaker is suspended two meters from the ceiling using a wire rope with a diameter of 1mm. It can easily adjust the height, and is equipped with a fixed wire buckle and decorative brackets.

Three views

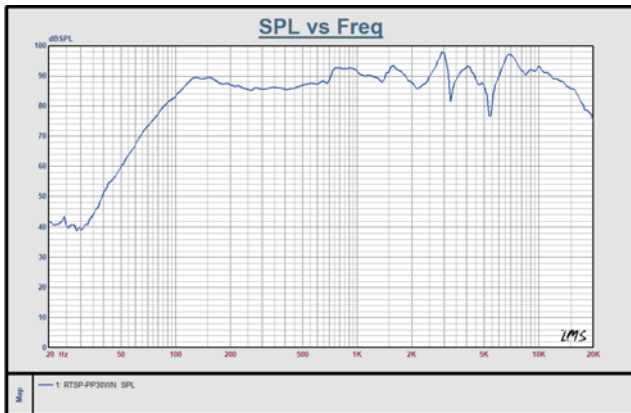


Size (unit: mm)

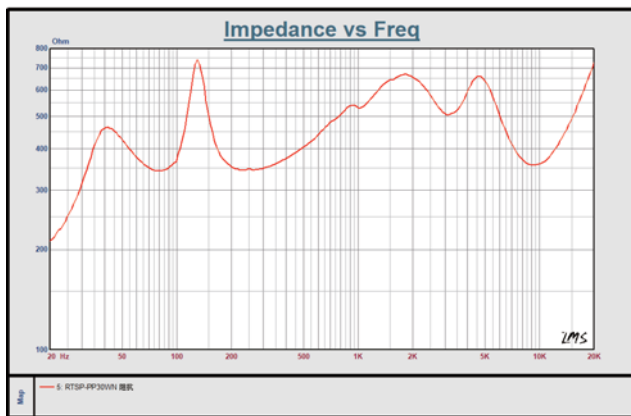
Circuit diagram



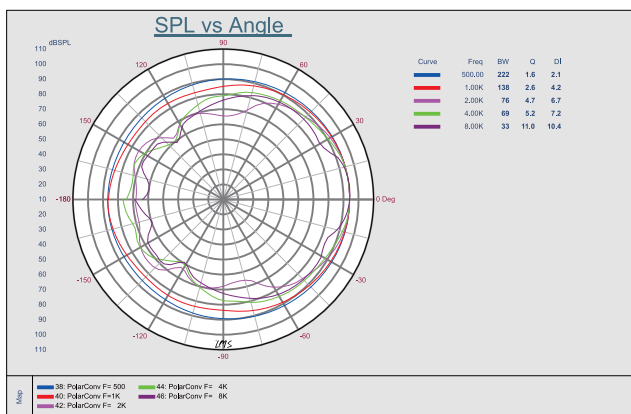
Frequency response diagram



Impedance diagram

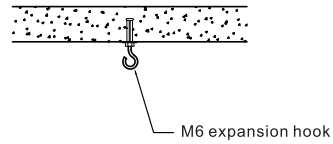


Polar diagram

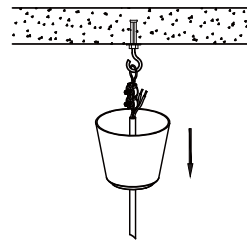


Installation Instructions

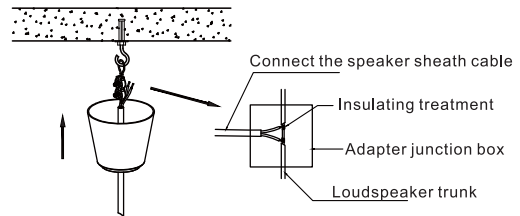
1. Install an M6 expansion hook to the ceiling.



2. Take the pump out, push the wire cup down, and hang the cable on the hook.



3. Connect the audio cable and push the wire cup against the ceiling to cover the hook to the audio connection.



4. Complete the installation

